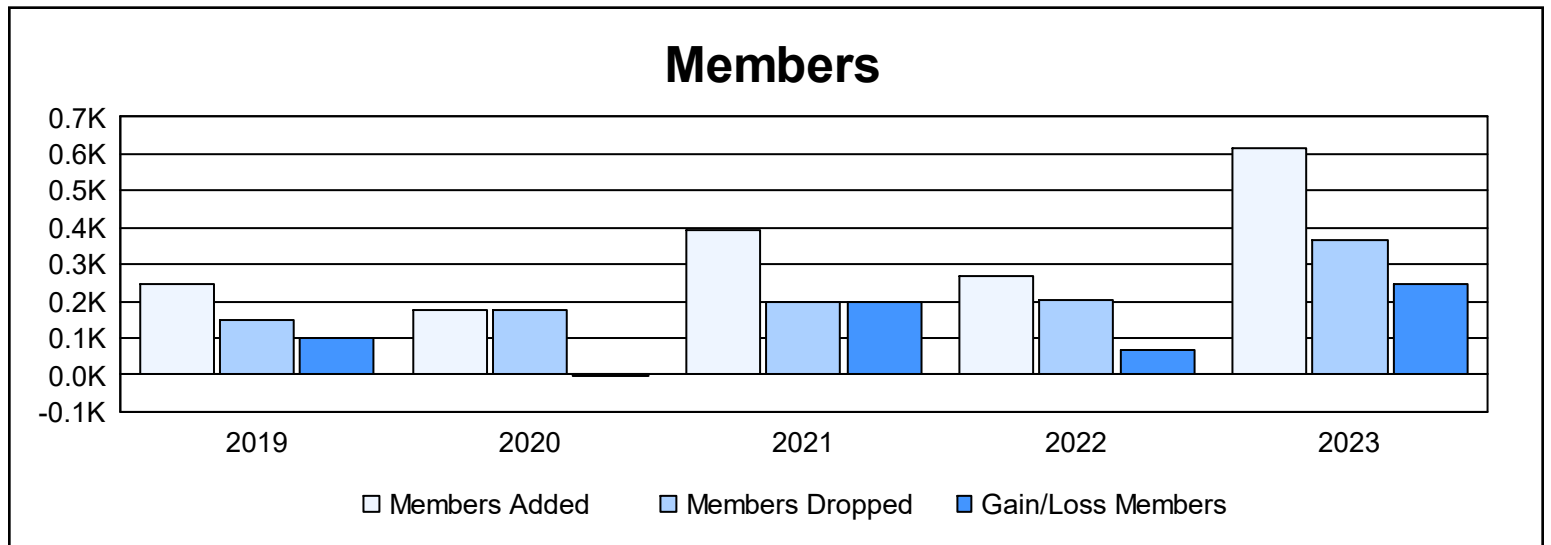
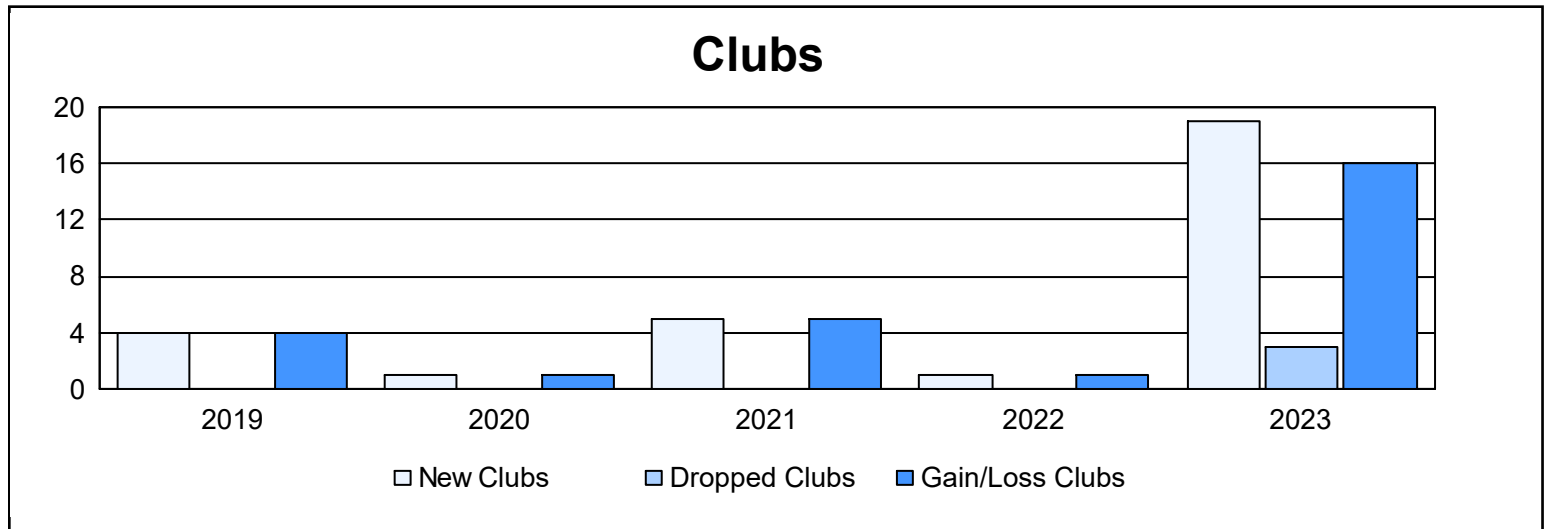
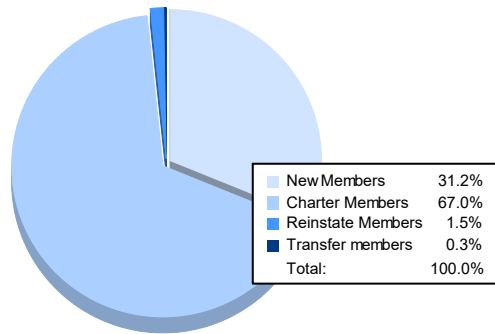


| Year | New Clubs | Dropped Clubs | Gain/ Loss Clubs | New Members | Charter Members | Reinstate Members | Transfer Members | Total Member Added | Total Members Dropped | Gain/ Loss Members |
|----------------|-----------|---------------|------------------|-------------|-----------------|-------------------|------------------|--------------------|-----------------------|--------------------|
| 2018-2019 | 4 | 0 | 4 | 129 | 103 | 17 | 0 | 249 | 150 | 99 |
| 2019-2020 | 1 | 0 | 1 | 126 | 35 | 11 | 2 | 174 | 175 | -1 |
| 2020-2021 | 5 | 0 | 5 | 225 | 147 | 22 | 0 | 394 | 199 | 195 |
| 2021-2022 | 1 | 0 | 1 | 207 | 45 | 16 | 0 | 268 | 203 | 65 |
| 2022-2023 | 19 | 3 | 16 | 191 | 411 | 9 | 2 | 613 | 366 | 247 |
| Average | 6 | 1 | 5 | 176 | 148 | 15 | 1 | 340 | 219 | 121 |



Membership Composition June 2023 Cumulative



Gender Composition June 2023 Cumulative

